










Monday	Tuesday	Wednesday	Thursday	Friday
<p style="text-align: center;">Rms. 1-8 Themes: Insects, Spiders & Bees Mother's Day Ponds & Swamps (Alligators, Frogs, Turtles, Snakes)</p> <p>Pre-K: Phonics Review</p>	<p style="text-align: center;">Rms. 9-10 Themes: Insects, Spiders & Bees Mother's Day Ponds & Swamps (Alligators, Frogs, Turtles, Snakes) Fairytales</p>			<p style="text-align: center;">1</p> <p>Rms. 1 & 2 – Read & Identify Foods From <i>The Very Hungry Caterpillar</i> Rms. 6, 7 & 8 – Gross Motor Activity: Overhand Partner Ball Toss Rms. 9 & 10 – Rote Count to 100</p>
<p>4</p> <p>Rms. 3, 4 & 5 – Chart Activity: Reasons We Love Our Mom Rms. 6, 7 & 8 – Fine Motor Activity: Trace & Cut Shapes Rms. 9 & 10 – Comparing Lengths of the Life Cycle of a Butterfly</p> <p>Pre-K: Phonics Review</p>	<p>5</p> <p>Rms. 1 & 2 – Going On a Bug Hunt Rms. 9 & 10 – Skip With Your Mother</p> <div style="text-align: center;">  </div>	<p>6</p> <p>Rms. 3, 4 & 5 – Gross Motor Activity: Skip/Gallop to Music Rms. 6, 7 & 8 – Fine Motor Activity: Use Colored Pencils to Draw a Person Rms. 9 & 10 – “Mother May I?” Games Following Rules</p>	<p>7</p> <p>Rms. 3, 4 & 5 – Create a Mother's Day Helper List Rms. 9 & 10 – Counting Down Butterflies From 10 to 1</p> <div style="text-align: center;">  </div>	<p>8</p> <p>Rms. 1 & 2 – Read & Act Out “Owl Babies” Rms. 6, 7 & 8 – Create a Mother's Day Card Rms. 9 & 10 – Follow the Map “X” Marks the Spot</p>
<p>11</p> <p>Rms. 1 & 2 – Muddy Swamp Sensory Play Rms. 3, 4 & 5 – Fine Motor Activity: Complete an 8-Piece Puzzle Rms. 9 & 10 – Compound Word Insect Review: Butterfly, Ladybug, Firefly, Grasshopper, Dragonfly</p> <p>Pre-K: Phonics Review</p>	<p>12</p> <p>Rms. 6, 7 & 8 – Q & A: What Lives In a Pond or Swamp? Rms. 9 & 10 – One-to-One Correspondence Using Insects</p> <div style="text-align: center;">  </div>	<p>13</p> <p>Rms. 1 & 2 – Make “Worms in the Dirt” Snack & Identify Colors of the Worms Rms. 9 & 10 – Going on a Three Dimensional Shape Hunt (Cube, Sphere, Cylinder, Cone, Pyramid, Rectangular Prism)</p>	<p>14</p> <p>Rms. 6, 7 & 8 – Gross Motor Activity: Lily Pad Bean Bag Toss Rms. 9 & 10 – Review Letters & Sounds A-Z</p> <div style="text-align: center;">  </div>	<p style="text-align: center;">15</p> <p style="text-align: center;">Last Day of VPK</p> <p>Rms. 3, 4 & 5 – Discussion About Our Favorite Type of Insect Rms. 9 & 10 – Reading Comprehension Q & A</p>
<p>18 Non-VPK Day</p> <p>Rms. 1 & 2 – Gross Motor Activity: Leap Frog Rms. 9 & 10 – Alligator Addition in Sets of 10 (ex. 2+8=10, 4+6=10)</p> <div style="text-align: center;">  </div>	<p>19 Non-VPK Day</p> <p>Rms. 3, 4 & 5 – Identify Animals that Live In a Pond or Swamp Rms. 9 & 10 – “Which Duck is...?” Using Ordinal Numbers 1st, 2nd, 3rd, 4th, 5th...</p>	<p>20 Non-VPK Day</p> <p>Rms. 1 & 2 – Read <i>The Very Quiet Cricket</i> & Transition As Quiet Crickets Rms. 6, 7 & 8 – Ball/Target Toss Rms. 9 & 10 – Positional Word Activity: “Where’s the frog?”</p>	<p>21 Non-VPK Day / Transition</p> <p>Rms. 3, 4 & 5 – Gross Motor Activity: Skip/Gallop Around a Pond Rms. 6, 7 & 8 – Draw a Self-Portrait Rms. 9 & 10 – Letter Hunt Outside (Look for things that begin with each letter of the alphabet)</p>	<p>22 Non-VPK Day / Transition</p> <p>Rms. 9 & 10 – Chart Predictions: What Happens Next In a Story</p> <div style="text-align: center;">  </div>
<p>25</p> <p style="text-align: center; font-size: 1.2em; font-weight: bold;">Memorial Day</p> <div style="text-align: center;">  </div>	<p>26 Non-VPK Day / Transition</p> <p>Rms. 1 & 2 – Kickball Fun Rms. 3, 4 & 5 – Popsicle Day Rms. 6, 7 & 8 – Letter Search Relay Rms. 9 & 10 – Inside Out & Backwards Dress-Up Day</p>	<p>27 Non-VPK Day / Transition</p> <p>Rms. 1 & 2 – Popsicle Day Rms. 3, 4 & 5 – Inside Out & Backwards Dress-Up Day Rms. 6, 7 & 8 – Hat & Sunglasses Day Rms. 9 & 10 – Silly Hair & Sunglasses Day</p>	<p>28 Non-VPK Day / Transition</p>	<p>29</p> <div style="text-align: center;">  </div>