








Monday	Tuesday	Wednesday	Thursday	Friday
<p>Themes for Rms. 1-4: Patriotic/4th of July Sea & Beach Farm Animals Wild Animals</p>	<p>Themes for Rms. 5-10: Patriotic/4th of July Space Wild Animals Zoo/Circus Rms. 9-10: Camping</p>	<p>1 Rms. 3 & 4 – Fine Motor Activity: Lacing to Make a Patriotic Necklace Rms. 5 & 6 – Create Firework Art Using Straws Rms. 7 & 8 – Group Discussion: Fourth of July Events Rms. 9 & 10 – Make Patriotic Shakers</p>	<p>2 Wear Red, White, and Blue  Rms. 1 & 2 – Firework Painting Rms. 7 & 8 – Create an American Flag</p>	<p>3  School Closed for Independence Day</p>
<p>6 Rms. 3 & 4 – Gross Motor Activity: Walk the Boardwalk </p>	<p>7 Rms. 5 & 6 – Gross Motor Activity: Space Run & Jump Rms. 7 & 8 – Create a Color Bead Pattern Necklace Rms. 9 & 10 – Rocket Movement with Scarves</p>	<p>8 Rms. 1 & 2 – Beach Ball Toss Rms. 9 & 10 – Bring in a White T- Shirt for Tie Dying</p>	<p>9 Rms. 5 & 6 – Art Activity: Make a Rocket Rms. 7 & 8 – Science Activity: Make “Moon Dough” </p>	<p>10 Rms. 1 & 2 – Art Activity: Sand Painting Rms. 3 & 4 – Cooking Activity: “Under the Sea” Treat Rms. 9 & 10 – Science Activity: Soda Rocket Explosion PM Music with Mrs. Sydney</p>
<p>13 Rms. 7 & 8 – Space Imagination Activity Rms. 9 & 10 – Tie Dying Shirts Rms. 9 & 10 – Group Discussion: List the Steps to Set Up a Camp Site</p>	<p>14 Rms. 1 & 2 – Seashell Search in the Sandbox Rms. 3 & 4 – Sort Sea Creatures by Color Rms. 5 & 6 – Fine Motor Activity: Cutting Along a Straight Line</p>	<p>15 Rms. 7 & 8 – Fine Motor Activity: Cutting Out Planets Rms. 9 & 10 – Dance Around a Camp “Fire” </p>	<p>16 Rms. 1 & 2 – Cooking Activity: “Under the Sea” Treat Rms. 3 & 4 – Fine Motor Activity: Lacing Beads by Color</p>	<p>17 Rms. 5 & 6 – Recreating Patterns Using Color Bears Rms. 9 & 10 – Making S'Mores PM Music with Mrs. Sydney</p>
<p>20 Rms. 3 & 4 – Follow the Leader: Going On a Farm Walk Rms. 5 & 6 – Gross Motor Activity: Going On a Safari Rms. 9 & 10 – Create a Story On Animal Habitats</p>	<p>21 Kona Ice Special Treat Rms. 1 & 2 – Sing & Act Out “Old MacDonald” Rms. 9 & 10 – Art Activity: Use Collage Items to Make Wild Animals</p>	<p>22 Rms. 7 & 8 – Wild Animal Hula Hoop Hop Rms. 9 & 10 – Social/Emotional Activity: Animal Feelings </p>	<p>23 Rms. 1 & 2 – Farm Animal Positional Word Activity Rms. 3 & 4 – Sort Farm & Wild Animals Rms. 5 & 6 – Art Activity: Create a Paper Plate Giraffe</p>	<p>24 Rms. 7 & 8 – Role Play: Puppet Problem Solving PM Music with Mrs. Sydney</p>
<p>27 Rms. 3 & 4 – Fine Motor Activity: Create Animals Out of Playdough Rms. 7 & 8 – Gross Motor Activity: Jump Through the “Ring of Fire”</p>	<p>28 Rms. 1 & 2 – Guessing Game: Wild Animal Mystery Box Rms. 5 & 6 – Bring in Your Favorite Zoo/Circus Animal Rms. 9 & 10 – Create Circus Hats</p>	<p>29 Rms. 3 & 4 – Gross Motor Activity: Duck Walk</p>	<p>30 Rms. 1 & 2 – Farm Treat: Making Milkshakes Rms. 7 & 8 – Circus Animal Patterning Rms. 9 & 10 – Circus Act Performance</p>	<p>31 Rms. 5 & 6 – Group Activity: Create a Circus Story  PM Music with Mrs. Sydney</p>