









February 2021

Monday	Tuesday	Wednesday	Thursday	Friday
Themes Postal Service Valentine's Day Dental Week Health Workers - How Your Body Grows				
1 Rms. 3, 4, 5, 6, 7, 8, 9 & 10 – Bring in a Self-Addressed Stamped Envelope Pre-K Phonics: Pp	2 Groundhog Day Rms. 1 & 2 – Fine Motor Activity: Write a Letter to a Friend Rms. 6 & 7 – Riding Bikes Around a Sidewalk Chalk Mailbox Rms. 8, 9 & 10 – Mailbox Art: Write Your Address	3 Recording Room 6's Parent Program at 10:00am (Details in Newsletter on the Back) Rms. 1 & 2 – Puzzles with a Partner Rms. 3, 4 & 5 – Create a Postage Stamp	4 Rms. 1 & 2 – Role Play Activity: "How Are You Feeling Today?" Rms. 8, 9 & 10 – Gross Motor Activity: Gallop to the Mailbox 	5 Rms. 3, 4 & 5 – Mail Letters Home Rms. 6 & 7 – Create a Postage Stamp Rms. 8, 9 & 10 – Mail Letters Home PM Music- Rms. 1-5 (Tentative)
8 Rms. 3, 4 & 5 – Read Valentine Poems Rms. 6 & 7 – Create & Mail Valentines Rms. 8, 9 & 10 – Counting Hearts by 5's & 10's Pre-K Phonics: Qq	9 Rms. 1 & 2 – Share Activity: Center Time Buddy Baskets Rms. 8, 9 & 10 – Heart Animal Art 	10 Rms. 1 & 2 – Gross Motor Activity: Kick a Ball Towards the Heart Rms. 3, 4 & 5 – Create Heart Patterns Rms. 6 & 7 – Fine Motor Activity: Hang Hearts with Clothespins Rms. 8, 9 & 10 – Give & Take Feelings Activity	11 Recording Room 7's Parent Program at 10:00am (Details in Newsletter on the Back) Rms. 1 & 2 – Sorting Hearts by Size Rms. 3, 4 & 5 – Write a Valentine to a Friend Rms. 6 & 7 – Make Valentine Necklaces	12 Valentine's Day Snack Parties & Valentine Exchange (Valentines only need to be signed; not addressed. See newsletter for more details.) Wear Red, White, and/or Pink PM Music- Rms. 6-10 (Tentative)
15 Rms. 3, 4 & 5 – Fine Motor Activity: Toothbrush Painting Rms. 8, 9 & 10 – Going to the Dentist Activity: State Your Address & Phone Number Pre-K Phonics: Rr	16 Rms. 6 & 7 Conferences Rms. 1 & 2 – Fine Motor Activity: Toothbrush Painting Rms. 6 & 7 – Fine Motor Activity: Using Clothespins to Hang Dental Items	17 Rms. 6 & 7 Conferences Rms. 1 & 2 – Sorting Teeth by Size Rms. 3, 4 & 5 – Gross Motor Activity: Toothbrush Jump	18 Rms. 6 & 7 Conferences Rms. 1 & 2 – Make Edible Smiles Rms. 6 & 7 – Fine Motor Activity: Toothbrush Painting Rms. 8, 9 & 10 – Counting Teeth by 5's & 10's	19 Rms. 3, 4 & 5 – Make Edible Smiles Rms. 6 & 7 – Rhyming with Dental Words (ex. tooth, booth)  PM Music- Rms. 1-5 (Tentative)
22 Rms. 1 & 2 – Gross Motor Activity: Red Ball Relay Rms. 8, 9 & 10 – Q & A: "How Do You Feel About Healthy Foods?" Pre-K Phonics: Ss	23 Rms. 3, 4 & 5 – Create Fruit & Vegetable Patterns Rms. 6 & 7 – Heart Healthy Bike Relay Rms. 8, 9 & 10 – Galloping Shapes Workout	24 Rms. 1 & 2 – Puzzle Play Rms. 3, 4 & 5 – Rhyming Book: <i>Germ's! Germ's! Germ's!</i> 	25 Wear Stripes Today Rms. 3, 4 & 5 – Handprint Germ Art Rms. 6 & 7 – Healthy Food Rhyme Time Rms. 8, 9 & 10 – Counting Children Wearing Stripes by 5's & 10's	26 Rms. 1 & 2 – Role Play Activity: Going to the Doctor Rms. 8, 9 & 10 – Alphabet Snack P-S PM Music- Rms. 6-10 (Tentative)