











Monday	Tuesday	Wednesday	Thursday	Friday
<p>December Themes ALL: The Five Senses Holiday Season (Giving & Sharing) Rms. 5-10: Holidays in Other Cultures</p> <p>Pre-K Phonics: Ll</p>		<p>1 Rms. 1 & 2 – Taste Testing Rms. 3 & 4 – Make Jingle Bell Bracelets Rms. 5, 6, 7 & 8 – Five Senses Patterning Rms. 9 & 10 – Holidays Around the World & Five Senses Patterning</p>	<p>2 Rms. 5, 6, 7 & 8 – Follow the Leader: Balance Activity Rms. 9 & 10 – Five Senses Compound Word Activity</p>	<p>3 Rms. 1 & 2 – Make Scented Jars Rms. 3 & 4 – Use Our Senses to Make Cookies Rms. 5, 6, 7 & 8 – Taste Testing Rms. 9 & 10 – Taste Testing</p> <p>PM Music– Rms. 6-10</p>
<p>6 Giving Tree Gifts Due Rms. 3 & 4 – Texture Painting Pinecones</p> <p>Pre-K Phonics: Mm</p>	<p>7 Rms. 1 & 2 – Make “Feely” Bags Rms. 9 & 10 – Onset & Rime Holiday Word Activity (ex. b-ell)</p> 	<p>8 Rms. 3 & 4 – Use Different Texture Balls for Overhand Ball Toss Rms. 5, 6, 7 & 8 – Make Peppermint Playdough Rms. 9 & 10 – Elf Overhand Toss & Catch</p>	<p>9 Rms. 1 & 2 – Make Binoculars for a Sightseeing Walk Rms. 5, 6, 7 & 8 – Balance Yoga Acitivity Rms. 9 & 10 – Opposite Movement Activity</p>	<p>10 Rms. 3 & 4 – Snip Different Textures Rms. 5, 6, 7 & 8 – Chart Activity: Ways to be Helpful During the Holidays Rms. 9 & 10 – Alphabet Snack L & M</p> <p>PM Music– Rms. 1-5</p>
<p>13 Rms. 3 & 4 – Rudolf’s Nose Toss Rms. 5, 6, 7 & 8 – First Name Scavenger Hunt Rms. 9 & 10 – Gingerbread Toss & Catch</p> <p>Pre-K Phonics: Review</p>	<p>14 Rms. 1 & 2 – Make Christmas Ornaments Rms. 3 & 4 – Snip Red & Green Paper Rms. 9 & 10 – Holiday Symbol Patterning</p>	<p>15 Rms. 1 & 2 – Make a Class Wreath Rms. 5, 6, 7 & 8 – Holiday Music Dance Party on the Playground</p> 	<p>16 Rms. 1 & 2 – Jingle Bell Jump Rms. 3 & 4 – Letter Ornament Comparison Rms. 5, 6, 7 & 8 – Candy Cane Cutting Activity Rms. 9 & 10 – Holiday Compound Word Mix-Up</p>	<p>17 Holiday Parties (See Newsletter on Back for Details) Wear Red and Green</p>  <p>PM Music– Rms. 6-10</p>
<p>20 Non-VPK Day Rms. 1 & 2 – Decorate a Holiday Tree Rms. 5, 6, 7 & 8 – Role Play: Chores We Do at Home</p> <p>Pre-K Phonics: Review</p>	<p>21 Non-VPK Day Rms. 3 & 4 – Snipping Holiday Ribbons & Wrapping Paper Rms. 9 & 10 – Onset & Rime Match-Up Word Game</p> 	<p>22 Non-VPK Day Rms. 1 & 2 – Red & Green Sorting Rms. 5, 6, 7 & 8 – Dotted Line Shape Cutting Rms. 9 & 10 – Reindeer Overhand Toss</p>	<p>23 Non-VPK Day Rms. 1 & 2 – Recognize Holiday Symbols: Tree, Lights, Wreath, Etc. Rms. 3 & 4 – First Name Ornament Hunt Rms. 5, 6, 7 & 8 – Spell Your Name: Letter Recognition Activity</p>	<p>24 School Closed Winter Holiday</p> 
<p>27 School Closed Winter Holiday</p> 	<p>28 School Closed Winter Holiday</p> 	<p>29 School Closed Winter Holiday</p> 	<p>30 School Closed Winter Holiday</p> 	<p>31 School Closed Winter Holiday Re-Open Monday, Jan 3rd</p>