




Monday	Tuesday	Wednesday	Thursday	Friday
<p>Themes Postal Service Valentine's Day Dental Week Health Workers - How Your Body Grows</p> <p>Pre-K Phonics: Oo</p>	 <p>Rms. 3 - 10 – Bring Self-Addressed Stamped Envelope</p>	<p>1 Rms. 1 - 10 – Write a Letter to a Friend Rms. 6 & 7 – Use Clothespins to Hang Dental Items Rms. 8, 9 & 10 – Shadow Science</p>	<p>2 Groundhog Day Rms. 6 & 7 – Toothbrush Painting Rms. 8, 9 & 10 – Gross Motor Activity: Gallop to the Mailbox</p> 	<p>3 Rms. 1 & 2 – Puzzles with Friends Rms. 3, 4 & 5 – Mail Letters Home Rms. 6 & 7 – Rhyming with Dental Words Rms. 8, 9 & 10 – Mail Letters Home</p> <p>PM Music- Rms. 1-5</p>
<p>6 Rms. 8, 9 & 10 – Science: Simple Machines</p> <p>Pre-K Phonics: Pp</p>	<p>7 Rms. 1 & 2 – Toothbrush Painting Rms. 3, 4 & 5 – Toothbrush Rhyme Time Rms. 6 & 7 – Riding Bikes Around Sidewalk Chalk Mailboxes Rms. 8, 9 & 10 – Heart Shape Animal Art</p>	<p>8 Dental Presentations Rms. 6 & 7 – Create a Postage Stamp Rms. 8, 9 & 10 – Give and Take Feelings Activity</p> 	<p>9 Rms. 1 & 2 – Make Edible Smiles Rms. 3, 4 & 5 – Dental Painting with a Friend Rms. 8, 9 & 10 – Counting Hearts by 5's and 10's</p>	<p>10 Rms. 6 & 7 – Create and Mail Valentines</p> <p>PM Music- Rms. 6-10</p>
<p>13 Rms. 1 & 2 – Sort Hearts by Size Rms. 3, 4 & 5 – Create Heart Patterns by Size and Color Rms. 8, 9 & 10 – Going to the Dentist Activity: State Your Address</p> <p>Pre-K Phonics: Qq</p>	<p>14 Valentine's Day Snack Parties & Valentine Exchange (Valentines only need to be signed; not addressed. See newsletter for more details.) Wear Red, White, and/or Pink Rms. 1 & 2 – Buddy Baskets with a Friend Rms. 8, 9 & 10 – Gallop Around the Heart</p>	<p>15 Room 7's Parent Program at 10:00am (Details in Newsletter on the Back) Rms. 3, 4 & 5 – Use Tweezers to Sort Pink & White Pom Poms Rms. 8, 9 & 10 – Healthy Bodies: Doctors and Dentists</p>	<p>16 Room 6's Parent Program at 10:00am (Details in Newsletter on the Back) Rms. 6 & 7 – Make Valentine Necklaces Rms. 8, 9 & 10 – Counting Teeth by 5's and 10's</p>	<p>17 Rms. 1 & 2 – Gross Motor Activity: Kick a Ball Towards a Heart Rms. 6 & 7 – Hang Hearts with Clothespins Rms. 8, 9 & 10 – Make Shapes with Popsicle Sticks</p> <p>PM Music- Rms. 1-5</p>
<p>20 Rms. 3, 4 & 5 – Gross Motor Activity: Balance on a Wide Beam Rms. 6 & 7 – Germs! Germs! Germs! Rhyming Book</p> <p>Pre-K Phonics: Rr</p>	<p>21 Rms. 6 & 7 Conferences Rms. 1 & 2 – Dramatic Play: Going to the Doctor Rms. 6 & 7 – Healthy Food Rhyme Time Rms. 8, 9 & 10 – Gallop the Shapes Workout</p>	<p>22 Rms. 6 & 7 Conferences Rms. 1 & 2 – Gross Motor Activity: Stop & Go Exercise Rms. 8, 9 & 10 – Writing Center Activity: Write Address for Doctor's Office Visit</p>	<p>23 Rms. 6 & 7 Conferences Rms. 3, 4 & 5 – Create a Fruit & Vegetable Pattern Rms. 6 & 7 – Heart Healthy Bike Relay Rms. 8, 9 & 10 – Q & A: How Do You Feel About Healthy Foods?</p>	<p>24 Rms. 1 & 2 – Tooth Fairy Kick Ball Rms. 8, 9 & 10 – Alphabet Snack: O, P, Q, & R</p> <p>PM Music- Rms. 6-10</p>
<p>27 Rms. 3, 4 & 5 – Cut and Paste Cat in the Hat Pattern</p> <p>Pre-K Phonics: Ss</p>	<p>28 Rms. 8, 9 & 10 – Gallop Around Dr. Seuss's Silly Hat</p> 