








Monday	Tuesday	Wednesday	Thursday	Friday 
<p><b>Themes</b> Postal Service Dental Valentine's Day Health Workers How Your Body Grows</p> <p>Pre-K Phonics: Oo</p>		<p><b>Jan. 31</b> Rooms 3–10 – Bring in a Self-Addressed and Stamped Envelope</p> 	<p><b>1</b> Rms. 1 &amp; 2 – Fine Motor Activity: Write a Letter to a Friend Rms. 6, 7 &amp; 8 – Hang Small Envelopes with Clothespins</p>	<p><b>2 Groundhog Day</b> Rms. 3–10 – Mail Letters Home Rms. 3, 4 &amp; 5 – Cooperative Play: Going to the Post Office Rms. 6, 7 &amp; 8 – Find Our Shadows on the Playground Rms. 9 &amp; 10 – Science with Shadows</p> <p><b>PM Music- Rms. 6-10</b></p>
<p><b>5</b> Rms. 3, 4 &amp; 5 – Gross Motor Activity: Balance Beam Rms. 6, 7 &amp; 8 – Toothbrush Painting Rms. 9 &amp; 10 – Gallop “The Heart”</p> <p>Pre-K Phonics: Pp</p>	<p><b>6</b> Rms. 1 &amp; 2 – Toothbrush Painting Rms. 3, 4 &amp; 5 – Toothbrush Rhyme Time Rms. 9 &amp; 10 – Heart Animal Art</p>	<p><b>7 Dental Presentation</b> Rms. 1 &amp; 2 – Make Edible Smiles Rms. 6, 7 &amp; 8 – Rhyming with Dental Words Rms. 9 &amp; 10 – Give and Take Feelings Activity</p> 	<p><b>8 Room 8's Parent Program at 10:00am</b> (Details in Newsletter on the Back) Rms. 1 &amp; 2 – Puzzles with Friends Rms. 3, 4 &amp; 5 – Marshmallows (Teeth) in a Cup: Tweezer Practice</p>	<p><b>9</b> Rms. 1 &amp; 2 – Read a Chinese New Year Book: “Dragon Dance” Rms. 6, 7 &amp; 8 – Exchange Red Envelopes for Good Luck/Chinese New Year Rms. 9 &amp; 10 – Count Hearts by 5's and 10's</p> <p><b>PM Music- Rms. 1-5</b></p>
<p><b>12</b> Rms. 1 &amp; 2 – Heart Sorting Activity Rms. 3, 4 &amp; 5 – Create Heart Patterns Rms. 6, 7 &amp; 8 – Make Valentine Necklaces</p> <p>Pre-K Phonics: Qq</p>	<p><b>13 Room 7's Parent Program at 10:00am</b> (Details in Newsletter on the Back) Rms. 3, 4 &amp; 5 – Use Tweezers to Sort Pink and White Pom Poms Rms. 9 &amp; 10 – Producing Shapes with Popsicle Sticks</p>	<p><b>14 Valentine's Day Snack Parties &amp; Valentine Exchange</b> (Valentines only need to be signed; not addressed. See newsletter for more details.) <b>Wear Red, White, and/or Pink</b></p>	<p><b>15</b> Rms. 6, 7 &amp; 8 – Hang Hearts with Clothes Pins Rms. 9 &amp; 10 – Count Teeth by 5's and 10's</p> 	<p><b>16</b> Rms. 1 &amp; 2 – Gross Motor Activity: Kick a Ball Towards a Heart Rms. 3, 4 &amp; 5 – Valentine Poem Rhyme Time Rms. 6, 7 &amp; 8 – Ride Bikes Around Hearts</p> <p><b>PM Music- Rms. 6-10</b></p>
<p><b>19</b> Rms. 1 &amp; 2 – Dramatic Play: Going to the Doctor Rms. 3, 4 &amp; 5 – Gross Motor: Wide Beam Balance Rms. 6, 7 &amp; 8 – Rhyming Book: Germs! Germs! Germs! Rms. 9 &amp; 10 – Run Your Street Address</p> <p>Pre-K Phonics: Rr</p>	<p><b>20</b> Rms. 3, 4 &amp; 5 – Dramatic Play: Dress Like a Health Worker Rms. 9 &amp; 10 – How Do You Feel About Healthy Foods?</p> 	<p><b>21</b> Rms. 1 &amp; 2 – Gross Motor Activity: Stop and Go Rms. 6, 7 &amp; 8 – Practice Using Eye Droppers Rms. 9 &amp; 10 – Social Studies: Dentist vs. Doctors</p>	<p><b>22</b> Rms. 3, 4 &amp; 5 – Create a Fruit and Vegetable Pattern Rms. 6, 7 &amp; 8 – Create a Discussion Board About Conflicts Rms. 9 &amp; 10 – Shape Gallop</p>	<p><b>23 Room 6's Parent Program at 10:00am</b> (Details in Newsletter on the Back) Rms. 9 &amp; 10 – Alphabet Snack O-R</p>  <p><b>PM Music- Rms. 1-5</b></p>
<p><b>26</b> Rms. 3, 4 &amp; 5 – Cut and Paste Cat in the Hat</p> <p>Pre-K Phonics: Ss</p>	<p><b>27 Rms. 6, 7 &amp; 8 Conferences</b> Rms. 1 &amp; 2 – Role Play Activity: How Are You Feeling Today? Rms. 6, 7 &amp; 8 – Healthy Food Rhyme Time Rms. 9 &amp; 10 – One Fish, Two Fish Reproducing Shapes</p>	<p><b>28 Rms. 6, 7 &amp; 8 Conferences</b> Rms. 3, 4 &amp; 5 – Dr. Seuss Rhyme Time Rms. 9 &amp; 10 – Count by 5's and 10's with Dr. Seuss</p>	<p><b>29 Rms. 6, 7 &amp; 8 Conferences</b> Rms. 1 &amp; 2 – Kick the Ball with a Friend Rms. 6, 7 &amp; 8 – Heart Healthy Bike Relay Rms. 9 &amp; 10 – State Your Address</p>	