









Monday	Tuesday	Wednesday	Thursday	Friday
<p>3 Groundhog Day (Sunday, Feb. 2)</p> <p>Rms. 6, 7 & 8 – Find Our Shadows on the Playground Rms. 9 & 10 – Shadow Science</p> <p>Pre-K Phonics: Qq</p>	<p>4</p> <p>Rms. 1 & 2 – Outside Reading, “Hello, Goodbye” Rms. 3, 4 & 5 – Write a Letter to a Friend Rms. 6, 7 & 8 – Read Rhyming Poems Rms. 9 & 10 – Mail Self Addressed Envelope</p>	<p>5 Dental Presentations for Rooms 3-10</p> <p>Rms. 1 & 2 – Puzzles with Friends Rms. 6, 7 & 8 – Mail Self Addressed Envelope</p> 	<p>6</p> <p>Rms. 3, 4 & 5 – Cooperative Play: Going to the Post Office (Mail Self Addressed Envelope) Rms. 6, 7 & 8 – Hang Small Envelopes with Clothespins Rms. 9 & 10 – Introduce Counting by 5’s</p>	<p>7 Room 6 Parent Program at 10:00am (Details in Newsletter on the Back)</p>  <p>PM Music- Rms. 1-5</p>
<p>10</p> <p>Rms. 1 & 2 – Sort Hearts by Size Rms. 3, 4 & 5 – Create Heart Patterns Rms. 6, 7 & 8 – Make Valentine Necklaces Rms. 9 & 10 – Gallop Around “The Heart”</p> <p>Pre-K Phonics: Rr</p>	<p>11 Room 8 Parent Program at 10:00am (Details in Newsletter on the Back)</p> <p>Rms. 9 & 10 – Heart Animal Art</p> 	<p>12</p> <p>Rms. 1 & 2 – Kick the Ball Towards the Heart Rms. 3, 4 & 5 – Rhyme Time: Valentine Poem Rms. 6, 7 & 8 – Ride Bikes Around Hearts Rms. 9 & 10 – Give and Take Feelings Activity</p>	<p>13 Room 7 Parent Program at 10:00am (Details in Newsletter on the Back)</p> <p>Rms. 1 & 2 – Match the Hearts Rms. 6, 7 & 8 – Hang Hearts with Clothespins Rms. 9 & 10 – Count Hearts by 5’s and 10’s</p>	<p>14 Valentine’s Day Snack Parties & Valentine Exchange (Valentines only need to be signed; not addressed. See newsletter for more details.)</p> <p>Wear Red, White, and/or Pink</p> <p>PM Music- Rms. 6-10</p>
<p>17</p> <p>Rms. 3, 4 & 5 – Toothbrush Rhyme Time Rms. 6, 7 & 8 – Toothbrush Painting</p>  <p>Pre-K Phonics: Ss</p>	<p>18</p> <p>Rms. 1 & 2 – Puzzle Play Rms. 3, 4 & 5 – Dental Painting with a Friend Rms. 9 & 10 – Producing Shapes with Craft Sticks</p>	<p>19</p> <p>Rms. 6, 7 & 8 – Rhyming with Dental Words Rms. 9 & 10 – Recite House Number</p> 	<p>20</p> <p>Rms. 1 & 2 – Toothbrush Painting Rms. 3, 4 & 5 – Fine Motor: Teeth (Marshmallows) in a Cup Rms. 9 & 10 – Count Teeth by 5’s and 10’s</p>	<p>21</p> <p>Rms. 6, 7 & 8 – Hanging Dental Items with Clothespins Rms. 9 & 10 – Oreo and Apple Food Activity</p> <p>PM Music- Rms. 1-5</p>
<p>24</p> <p>Rms. 6, 7 & 8 – Rhyming Book: Germs! Germs! Germs!</p>  <p>Pre-K Phonics: Tt</p>	<p>25 Rms. 6, 7 & 8 Conferences</p> <p>Rms. 1 & 2 – Kick the Ball to the Fence Rms. 3, 4 & 5 – Dramatic Play: Dress Like a Health Worker Rms. 9 & 10 – Run Your Street Address</p> 	<p>26 Rms. 6, 7 & 8 Conferences</p> <p>Rms. 1 & 2 – Dramatic Play: Going to the Doctor Rms. 3, 4 & 5 – Gross Motor: Wide Beam Balance Rms. 6, 7 & 8 – Practice Using Eye Droppers Rms. 9 & 10 – Social Studies: Dentist vs. Doctor</p>	<p>27 Rms. 6, 7 & 8 Conferences</p> <p>Rms. 1 & 2 – Stop and Go Exercise Rms. 6, 7 & 8 – Heart Healthy Bike Relay Rms. 9 & 10 – Shape Gallop</p> 	<p>28</p> <p>Rms. 1 & 2 – Buddy Buckets with Friends Rms. 3, 4 & 5 – Create a Fruit and Vegetable Pattern Rms. 9 & 10 – Alphabet Snack Q-T</p> <p>PM Music- Rms. 6-10</p>
<p>Themes Postal Service Valentine’s Day Dental Health Workers/How Your Body Grows</p>	