













Monday	Tuesday	Wednesday	Thursday	Friday
 <p><b>Pre-K: Phonics Review</b></p>		<p><b>Themes:</b> Butterflies &amp; Moths Mother's Day Insects, Spiders &amp; Bees Ponds &amp; Swamps (Alligators, Frogs, Turtles, Snakes)</p>	<p><b>1</b> Rms. 1 &amp; 2 – Daily Routine: Farms vs. Schools Rms. 6, 7 &amp; 8 – Puppet Role Play: Ways to Negotiate Rms. 9 &amp; 10 – Skip and Fly Like a Butterfly</p> 	<p><b>2</b> Rms. 3, 4 &amp; 5 – Problem Solving: How Can We Be Helpful? Rms. 9 &amp; 10 – Practice Tying Shoes</p>  <p><b>PM Music- Rms. 1-5</b></p>
<p><b>5 Teacher/Staff Appreciation Week</b> Rms. 1 &amp; 2 – Social Emotional Activity: “Simon Says” Rms. 6, 7 &amp; 8 – Create Our Mother’s Day Surprise Rms. 9 &amp; 10 – Rhythm Sticks “Walking in the Woods with Mother” <b>Pre-K: Phonics Review</b></p>	<p><b>6</b> Rms. 1 &amp; 2 – Fine Motor Activity: Lace Beads for Mom Rms. 3, 4 &amp; 5 – Create a Mother’s Day Masterpiece Rms. 6, 7 &amp; 8 – Draw Self-Portraits with Body Parts Rms. 9 &amp; 10 – Pattern Bracelet</p>	<p><b>7</b> Rms. 6, 7 &amp; 8 – Answer Questions with Details: I Love Mommy Because... Rms. 9 &amp; 10 – Mother May I Game with Rules</p> 	<p><b>8</b> Rms. 1 &amp; 2 – Create a List of Attributes About Mom Rms. 3, 4 &amp; 5 – Create a List of Ways to Help Mom Rms. 6, 7 &amp; 8 – Social Emotional Activity: Ways to Compromise Rms. 9 &amp; 10 – Dress the Baby: Button, Zip, Snap</p>	<p><b>9 Pre-K Graduation at 10 am (For Rooms 9 &amp; 10 – See Newsletter for more information)</b> <b>Sun. 5/11 – Mother’s Day</b> Rms. 1 &amp; 2 – Read a Mother’s Day Story Outside Rms. 3, 4 &amp; 5 – Play “Mother May I?” <b>PM Music- Rms. 6-10</b></p>
<p><b>12</b> Rms. 1 &amp; 2 – Hop Like a Grasshopper to the Circle Spot Rms. 3, 4 &amp; 5 – Group Discussion: Weekend News Rms. 9 &amp; 10 – Ladybug Addition <b>Pre-K: Phonics Review</b></p> 	<p><b>13</b> Rms. 3, 4 &amp; 5 – Read Aloud Q &amp; A: The Very Hungry Caterpillar Rms. 6, 7 &amp; 8 – Social Emotional Activity: Asking vs. Taking Rms. 9 &amp; 10 – Compare Lengths of Insects</p>	<p><b>14</b> Rms. 1 &amp; 2 – Baby Bumblebee Toss &amp; Catch Rms. 6, 7 &amp; 8 – Practice Drawing Shapes &amp; Letters</p> 	<p><b>15</b> Rms. 3, 4 &amp; 5 – Decorate a Butterfly Rms. 6, 7 &amp; 8 – Insect Bucket Toss Rms. 9 &amp; 10 – Look for Words with Digraphs: Ch, Sh</p>	<p><b>16 Last Day of VPK</b> Rms. 1 &amp; 2 – Butterfly Dot Art Rms. 3, 4 &amp; 5 – Skip/Gallop Around the Beehive <b>PM Music- Rms. 1-5</b></p> 
<p><b>19 Non-VPK Day</b> Rms. 1 &amp; 2 – Sensory Play: Muddy Swamp Rms. 9 &amp; 10 – How Many Frogs Tall Are You?</p> 	<p><b>20 Non-VPK Day</b> Rms. 1 &amp; 2 – Pretend Play: Move Through the Swamp Rms. 3, 4 &amp; 5 – Complete a Swamp Puzzle Rms. 6, 7 &amp; 8 – Discuss the Life Cycle of a Frog Rms. 9 &amp; 10 – Count 100 Swamp Things</p>	<p><b>21 Non-VPK Day / Transition</b> Rms. 6, 7 &amp; 8 – Little White Duck Songbook Rms. 9 &amp; 10 – Snappy Alligator Game with Rules</p>	<p><b>22 Non-VPK Day / Transition</b> Rms. 1 &amp; 2 – Throw and Catch a Ball with a Friend Rms. 3, 4 &amp; 5 – Skip/Gallop Around Lily Pads Rms. 6, 7 &amp; 8 – Bean Bag Lilly Pad Toss</p>	<p><b>23 Non-VPK Day / Transition</b> Rms. 3, 4 &amp; 5 – Social Emotional Activity: How to Ask for Help</p>  <p><b>PM Music- Rms. 6-10</b></p>
<p><b>26 Annsworth Closed to Observe Memorial Day</b></p> 	<p><b>27 Non-VPK Day / Transition</b> Rms. 1 &amp; 2 – Practice Lacing Beads Rms. 3, 4 &amp; 5 – Sunglasses Day Rms. 6, 7 &amp; 8 – Popsicle Day Rms. 9 &amp; 10 – Silly Hat Day</p>	<p><b>28 Non-VPK Day / Transition</b> Rms. 3, 4 &amp; 5 – Popsicle Day Rms. 6, 7 &amp; 8 – “See You Later Alligator” Book and Song Rms. 9 &amp; 10 – Tie Dye Shirt Day</p> 	<p><b>29 Non-VPK Day / Transition</b> <b>Last Day of 2024-2025 Academic Year</b> <b>Early Release Day</b> <b>Children Must Be Picked Up by Noon</b> <b>(No Lunch Served)</b></p>	<p><b>30 School Closed for Staff Planning/In-Service Day</b></p> 