
















Monday	Tuesday	Wednesday	Thursday	Friday
 <p>April Themes Bunnies & Chicks Weather Planting & Growing Farms – Farm Animals Butterflies & Moths Transportation (Rms 6 & 7) Pre-K Phonics: Xx</p>		<p>1 Rms. 1 & 2 – Bunny Hop Balance Rms. 6 & 7 – Gallop Like a Horse Around the Playground Rms. 8, 9 & 10 – Count Bunnies & Chicks in Sets of 10</p> 	<p>2 Rms. 1 & 2 – Scribble a Chicks Nest Rms. 3, 4 & 5 – Ride Bikes Around Baby Animals Rms. 6 & 7 – Retell the Story: “The Three Little Pigs” Rms. 8, 9 & 10 – Predict the Story “The Tale of Peter Rabbit”</p>	<p>3 Spring Snack Parties & Egg Hunts Rms. 1 & 2 – Chicken Dance on the Playground Rms. 3, 4 & 5 – Cotton Ball Lamb Art Rms. 8, 9 & 10 – Spring Hat Parade</p>  <p>PM Music- Rms. 6-10</p>
<p>6 Rms. 1 & 2 – Weather Art Using Markers Rms. 3, 4 & 5 – Create, Glue & Paint Windsocks</p>  <p>Pre-K Phonics: Yy</p>	<p>7 Rms. 6 & 7 – Use Blocks and Tools to Build a Bridge Rms. 8, 9 & 10 – 3D Shapes on the Farm</p> 	<p>8 Rms. 1 & 2 – Practice Our Daily Routine Using Pictures Rms. 3, 4 & 5 – Positional Word Parking Practice Rms. 8, 9 & 10 – Counting Farm Animals Using Sets 10</p>	<p>9 Rms. 3, 4 & 5 – Tissue Paper Kite Rms. 6 & 7 – The Wheels on the Bus Movement Song Rms. 8, 9 & 10 – Skip Around the Farm on the Playground</p> 	<p>10 Rms. 1 & 2 – Art Activity: Blow Through a Straw Rms. 6 & 7 – Transportation Puzzle Practice Rms. 8, 9 & 10 – Tie the Halter on the Horse</p> <p>PM Music- Rms. 1-5</p>
<p>13 Parent Appreciation Week Rms. 1 & 2 – Seed Planting Activity Rms. 3, 4 & 5 – Read Aloud Q & A: The Tiny Seed Rms. 6 & 7 – One-to-One Correspondence: Match Nuts & Bolts</p> <p>Pre-K Phonics: Zz</p>	<p>14 Rms. 6 & 7 – Skipping Activity: Skip to My Lou Rms. 8, 9 & 10 – Add Sets of Garden Critters Up to 10</p> 	<p>15 Rms. 1 & 2 – Art Activity: Watercolor Flower Rms. 3, 4 & 5 – Seed Planting Project Rms. 6 & 7 – Retell the Story: “The Wind Blew” Rms. 8, 9 & 10 – Create a 3D Garden Using Paper</p>	<p>16 Rms. 8, 9 & 10 – Q & A: Read “Tops & Bottoms”</p> 	<p>17 Rms. 3, 4 & 5 – Social Emotional: Ask a Friend for Help Rms. 8, 9 & 10 – Alphabet Snack X – Z</p>  <p>PM Music- Rms. 6-10</p>
<p>20 Rms. 1 & 2 – Gross Motor Activity: Butterfly Flight Path Rms. 6 & 7 – Flowers in a Pot Activity: More or Less</p>  <p>Pre-K Phonics: Review</p>	<p>21 Parent Conferences (All Age Groups) Rms. 1 & 2 – Fine Motor: Butterfly Wing Scribble Rms. 3, 4 & 5 – Farm Animal Positional Word Game Rms. 6 & 7 – Hammer & Pegs Relay Rms. 8, 9 & 10 – 3D Rainbow Shape Building with Cubes & Arches</p>	<p>22 Parent Conferences (All Age Groups) Earth Day Rms. 6 & 7 – Art: Create an Artistic Flower</p> 	<p>23 Parent Conferences (All Age Groups) Rms. 1 & 2 – Practice Our Daily Routine Using Pictures Rms. 3, 4 & 5 – Art Activity: Old MacDonald Farm Cut & Paste Rms. 8, 9 & 10 – Learn to Tie the Kite Tail</p> 	<p>24 Rms. 6 & 7 – Retell the Story: The Flower Garden</p>  <p>PM Music- Rms. 1-5</p>
<p>27 Rms. 1 & 2 – Draw a Farm with Markers Rms. 6 & 7 – Discuss the Transformation of a Caterpillar to a Butterfly Rms. 8, 9 & 10 – Q & A: “The Very Hungry Caterpillar” Pre-K Phonics: Review</p>	<p>28 Rms. 1 & 2 – Change Directions: Farm Animal Freeze Game Rms. 3, 4 & 5 – Read Aloud Q & A: The Very Hungry Caterpillar Rms. 6 & 7 – Butterfly Hopscotch</p> 	<p>29 Rms. 1 & 2 – Social Emotional: Follow the Leader Rms. 3, 4 & 5 – Positional Words Using Butterflies Rms. 6 & 7 – Symmetrical Butterfly Art</p>	<p>30 Rms. 1 & 2 – Role Play: Farmer in the Dell Rms. 3, 4 & 5 – Social Emotional: Want or Need Sorting Game Rms. 8, 9 & 10 – Skip Around & Fly Like a Butterfly</p>	